

WEATHER REPORT

Well done to everyone who participated in the various activities that have taken place in the last two weeks. It was great to see everyone enjoy Pink Week and giving what they could to support a very good cause. Have a good half term break and good luck to Phoebe, Eleanor and Kay (Year 13) who are representing the school on a trip to Washington DC and to the Year 9 students attending the PGL residential trip at Winmarleigh Hall. Mr Mackenzie

Thank you to everyone who supported *Pink Week* in aid of breast cancer charities. From a disco to leg waxing to cake sales and pink accessories and the *Pink Show* the Sixth Form team and SSLT pulled out all the stops, raising over £1,800. Well done to 9CBZ who won the best decorated classroom!



Congratulations to all of our winners who attended Senior Awards Evening last night. Over 200 awards were given out for attainment, endeavour and academic achievement, recognising the hard work and effort that our students have shown during the last academic year. Students enjoyed listening to guest speaker and alumna, Dr Charlotte Cullen, and performances from Dance Company and Charis (Year 11) on piano.



Award winners

SSLT with Miss Byrne and Dr Charlotte Cullen






POSTCARD

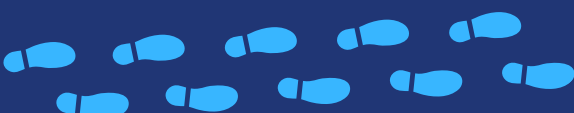
Last week Mr Graham, Miss Dean and Sixth Form linguists enjoyed four days in Catalonia. Students were welcomed into a local school, ate breakfast with students and participated in a Spanish lesson. The group enjoyed a jam packed itinerary including a hike in the Pyrenees, a treetop adventure course and a visit to a volcano. They also visited a Neolithic park where they learnt about how people lived at the end of the Stone Age. They had a go at grinding wheat to make flour and learned how they hunted pigs with spears. The trip culminated in a visit to the beautiful city of Girona before heading home. A wonderful time was had by all!



Thank you to everyone who attended the parent information evenings last week to launch the 2024-2025 Bronze, Silver and Gold *Duke of Edinburgh's Award* programmes. If students have any further queries, please see Miss Faulkner in the PE office, A023.

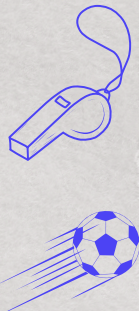


20 Year 9 students met 'Ada' the very friendly bot dog at LJMU last week at their *Girls in Maritime Careers Event*. The group had a go at the controls and watched her walk up and down the stairs. Students also experienced a ship simulator, coded a Lego machine, visited a VR cave and learnt more about careers in the maritime sector.





U15 Football v St Julie's



Year 7 netball v Neston High School;
player of the match Emma Brady

EXTRA Curricular



We continue to have healthy numbers attending Year 7 Cheerleading Club and netball training. The PE department would like to give Caitlyn Bevan (Year 11) a shout out for her support with younger students and for reminding them of the rules. A special mention to Yvie Anderson (Year 9) for her excellent shooting skills. KS3 trampolining continues to be popular with students preparing for a competition in December.



GCSE netball v Neston High School;
player of the match Neina Haadi



Congratulations to Mr Soper who completed his first half marathon in Manchester last Sunday with an impressive time of 1 hour 39 minutes!

Our Year 8 rowers took to the water this week at *Liverpool Victoria Rowing Club* despite the colder weather. Special mention to Mya Cameron for excellent coxing skills and to Miss Wood for taking the students. The coaches commented how well the rowers are doing, which is wonderful to hear in week two of their training.



Follow us on Twitter (X)
[@WeatherheadPEdept](https://twitter.com/WeatherheadPEdept)

View our full PE extra-curricular timetable on the school website:
www.weatherheadhigh.co.uk/enrichment/extra-curricular-clubs.



Follow us
Instagram
@weatherhead6th
Twitter
@Weatherhead6th

We hope Year 11 students enjoyed taster day and Open Evening, and that you gained a better insight into the subjects you are considering for A Level. If you have not already done so, please visit the Sixth Form section of our website to view the prospectus, our new promotional film and to complete your application: www.weatherheadhigh.co.uk/sixthform, sixthformapps@weatherheadhigh.co.uk



Year 12 Geography students visited Thurstaston beach to work alongside Cheshire Wildlife Trust to investigate local wildlife. The group attended workshops about conservation and learnt more about 'green' jobs for the future. The group battled a 'yellow' weather warning and saw some impressive flooding, collecting water samples to detect pollution. Their results have prompted Wirral Council to undergo further tests in the area!




In keeping with the eco theme, thank you to the students who helped with the beach clean in New Brighton last week.



Well done to our Year 12 CSLA leaders who led a carousel of activities with Year 5 pupils at Liscard Primary School on Wednesday. Special mention to Ferne Christian, Grace Furber, Izzy Prescott, Lily Smith and Lily Upton.



Last Thursday nutritionist Georgie Avery from Chartwell's Nutrition Programme spoke to Year 13 BTEC Sport students. She gave a fantastic interactive presentation and made healthy energy bars at the end of the lesson for students to sample!



Maddie Cook




Nancy Perkins



Taylor Murphy



Alexa Hughes



Izzy Johnson



Emily Ewing

Year 12 photography students visited Chester Zoo to photograph animals using DSLR cameras and zoom lenses. Mrs Evans held a competition for students to enter their best shots from the day. Congratulations to the winner, Maddie Cook, and runners-up Nancy Perkins, Taylor Murphy and Alexa Hughes. Well done to all the students - as you can see, there were so many wonderful entries making it very difficult to judge!



Lilie Whittle



Jessica Baker & Julia Gorczyca



Hannah Woosey



Issy Craggs




Kasey Zamagna



Matt Wood



Kaitlyn Lomas



Amelia Rowlands



Lily O'Neill



Lucy Chapman



Marcel Carr

Last Friday, artist Joe Venning visited Weatherhead to work with a group of Year 9 students on *the School Nature Map*, a Liverpool City Region project helping bring to life the new Local Nature Recovery Strategy. Schools in each of the six boroughs (Liverpool, Wirral, Sefton, Knowsley, St Helens and Halton) are involved in designing and producing a large scale map of their region, highlighting the areas of existing natural importance, areas that could be made important in the future, and keys species which need to be protected. The artworks will be displayed in a public exhibition in *Mann Island Atrium* in Spring 2025 and digital versions of the map and its individual elements will be included in the strategy itself. Students really enjoyed the day, spending time developing their painting and drawing skills.



Congratulations to the winners of the Year 8 *Boo Basket* competition! Students who received the most IRIS points this term were put into a grand prize draw to win a Boo Basket.

Well done to:

- Jess Cormack 8MBA
- Summer Kelly 8KMG
- Macie May 8CHA
- Leonie Quinn 8JSC



Follow us on Facebook
www.facebook.com/WeatherheadHigh



Follow us on Instagram
[weatherheadhigh](https://www.instagram.com/weatherheadhigh)



Follow us on Twitter (X)
[@WeatherheadHigh](https://twitter.com/WeatherheadHigh)

Mrs Ferry's Halloween Treats Easy, Peasy Pizza Witches' Fingers

Simple to make but look really impressive, these pizza fingers can be made with any bread you may have at home.

INGREDIENTS:

- 2 slices of bread
- 1 tablespoon tomato puree/pizza sauce
- 1/2 pepper
- (any colour - to make the nails)
- 50g grated cheese

METHOD:

1. Trim the crusts off each slice of bread (these could also be made using pitta bread or tortilla wraps)
2. Spread the tomato puree over the slice of bread ensuring it doesn't go over the edge.
3. Sprinkle the cheese over the top, place on a baking tray and bake at 180c for 10 minutes or until the cheese has melted. You could add bits of chopped ham or sweetcorn to make your witches fingers look gruesome!
4. Prepare the pepper by cutting into thick slices, then into a triangle shape by cutting at a 45-degree angle.
5. Once the pizzas are ready, remove from the tray and place on a chopping board. Cut the pizza into rectangular pieces.
6. Add a piece of pepper at the end of each piece, like the picture. You can use different coloured peppers if you want.
7. You could drizzle tomato ketchup over the nails to make your witches fingers look more gruesome.
8. Garnish as you wish.

Top tip - you could add green food colouring to the cheese or add cooked peas to make them look like a real witch's finger!



Mrs Ferry's Halloween Treats Pumpkin Rice Krispy Treats

These sweet and sticky treats are ideal for serving to the family or at a party. You will need an adult to help as melted marshmallows can get very hot!

INGREDIENTS:

- 240g Rice Krispies
- 150g white mini marshmallows
- 75g unsalted butter
- orange food colouring

TO DECORATE:

- Tubes of green and black icing pens
- Rolos or Matchmakers to make the stalk

METHOD:

1. Melt the butter and marshmallows in a heatproof bowl in a microwave - do this in 30 second intervals, keep stirring in between.
2. Add the orange food colouring and mix well.
3. Add the Rice Krispies into the bowl and carefully stir until all the Rice Krispies are coated. Leave to cook slightly before shaping.
4. Divide the Rice Krispies into 5 or 6 pieces, then mould and shape them all firstly into a ball then into a pumpkin shape. Be careful not to press too hard as you don't want to crush the Rice Krispies. If you want to get more from the mixture make each one smaller.
5. Leave to set for an hour.
6. To decorate your pumpkin - use the black icing pen to draw funny faces. Use the green icing pen to make the leaves and you can use Rolos or a small piece of Matchmaker chocolates to make the stalk.

