

Ensuring our students settle well into school life, are well-supported and receive the **care, guidance and support** they deserve is our number one priority. High quality pastoral care and ensuring the well-being of all students is central to the ethos of the school and we strongly believe that **happy students will thrive and achieve academic success**. We are also aware that the journey through high school is not always plain sailing and we will always work in partnership with families to support our students when they are facing challenges.






## Pastoral Care @ Weatherhead

Every student is assigned to a **tutor group** at the start of Year 7 and this becomes their family in school, remaining together throughout Years 7 to 11. A **form tutor** is assigned to each tutor group, enabling all students the reassurance of daily contact with a trusted adult and providing concerned parents with a first port of call. Students form a **close bond and lasting relationships** with their fellow tutees and their form tutor, and a strong sense of **belonging** to their tutor group. Student meet with their form tutor each morning and will be supported in ensuring they are fully prepared for the day of learning ahead. The form tutor also monitors attendance, shares in their tutees successes and communicates with home as required.

Other features of pastoral care and welfare at Weatherhead include....

<p>Each year group is assigned a Year Leader who is assisted by a Pastoral Worker, a highly-skilled member of staff who is available to support students and speak to parents during the day.</p>	<p>A dedicated Safeguarding Team, comprising a Designated Safeguarding Lead and three deputies, who respond rapidly and professionally where concerns exist about a student's safety.</p>
<p>A full time Safety &amp; Welfare Officer who works closely with individual students and their families, offering expertise, guidance and support.</p>	<p>A well-qualified and experienced Mental Health Lead who is on hand to support students struggling with poor mental health and emotional well-being.</p>
<p>Access to a wide range of external services (including counselling and health) that complement the support on offer in school.</p>	<p>A strong focus on positive relationships between students and between adults and students, based on mutual respect and kindness.</p>
<p>High levels of adult supervision and visibility throughout the school during morning break, lunchtime and lesson changeover, promoting students' safety.</p>	<p>A wide range of clubs, societies and opportunities for students, helping them to make friends and find activities they really enjoy, promoting engagement and self-esteem.</p>
<p>A well-planned PSHE curriculum that teaches students about the risks they face and how to keep themselves safe.</p>	<p>A well-planned and coordinated programme of support for students who are looked after, previously looked after or care givers.</p>

Morning tutor period starts with our **'five a day'** routine, ensuring students and set up and ready for the day ahead:

<p>Arrived on time for the school day</p> 	<p>Fully equipped – stationery and school bag</p> 	<p>Mobile phone switched off</p> 	<p>Uniform looking smart and presentable</p> 	<p>Notices and key messages shared with students</p> 
---	---	--	--	--